



LED Diffused On-Axis Lights (25 mm)



Features

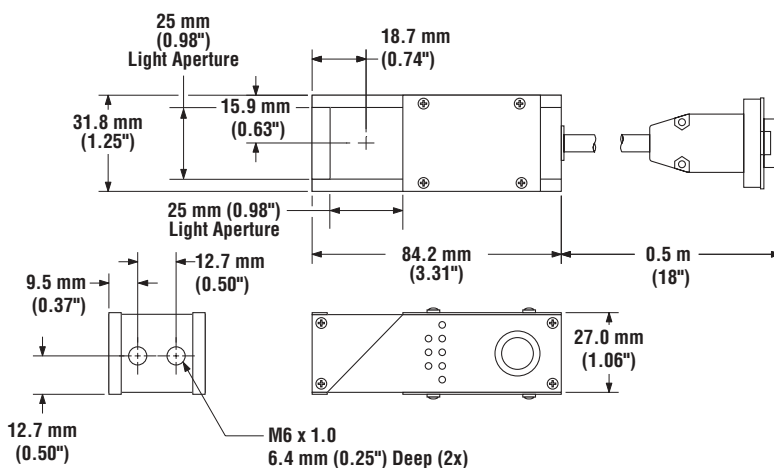
- Diffused on-axis illumination provides uniform lighting for specular surfaces
- 25 mm x 25 mm light aperture
- The suggested field of view is 12.5 mm x 12.5 mm and the suggested standoff is 12.5 mm
- Choose white, blue, or red LED models
- Black anodized aluminum housing

LED Diffused On-Axis Light Models

Models	Illumination Type	Color	Cable	Supply Voltage	Supply Current	Connections
LEDW025N [†]	Continuous diffused light	White 6500 K	0.5 m (18") terminated with 9-pin D-sub connector (male pins)	12V dc $\pm 10\%$ with voltage regulation of $\pm 1\%$	100 mA max.	12V dc models: Pin 3 = dc common Pin 4 = +V Power supply model PSA-12(E) or PS2V-12(E) is recommended (see other side)
LEDB025N [†]		Blue 460 nm			TBD	
LEDRO25N [†]		Red 640 nm			100 mA max.	

[†] These models are not stocked and are non-returnable.

Useful Life	60,000 hours
Environmental Rating	IEC IP20; NEMA 1
Operating Conditions	Temperature: 0° to 40°C (+32° to 104°F) Maximum relative humidity: 95% at 40°C (non-condensing)




WARRANTY: Banner Engineering Corp. warrants its products to be free from defects for one year. Banner Engineering Corp. will repair or replace, free of charge, any product of its manufacture found to be defective at the time it is returned to the factory during the warranty period. This warranty does not cover damage or liability for the improper application of Banner products. This warranty is in lieu of any other warranty either expressed or implied.


LED Diffused On-Axis Lights (25 mm)

Accessories

Continuous Power Supplies

Models	Input	Input Cord	Output	Output Cable	Used with	
PSA-12	100-250V ac 50/60 Hz	North America (NEMA 5-15)	12V dc $\pm 5\%$ with voltage regulation of $\pm 1\%$ 3.5 A max.	1.8 m (6') Terminated with 9-pin D-sub connector (female pins)	Continuous types: LEDW025N LEDB025N LEDRO25N	
PSA-12E		Cont. Europe (Schuko CEE 7)				

Variable Power Supplies (see data sheet p/n 67449)

Models	Input	Input Cord	Output	Output Cable	Used with	
PS2V-12†	100-140V ac 60 Hz	North America (NEMA 5-15)	2-channels 6 - 12V dc	1.8 m (6') Terminated with 9-pin D-sub connector (female pins)	Continuous types: LEDW025N LEDB025N LEDRO25N	
PS2V-12E†	200-250V ac 50 Hz	Cont. Europe (Schuko CEE 7)	2 A max. per channel			

Extension Cables

Models	Length	Configuration	Used with
DB906†	1.8 m (6')	Terminated both ends with 9-pin D-sub connector, for continuous lights (one end male pins and opposite end female pins)	Continuous types: LEDW025N LEDB025N LEDRO25N
DB910†	3.0 m (10')		
DB9Y†	1.8 m (6')	Y cable for powering 2 lights from one supply, for continuous lights	

† These models are not stocked and are non-returnable.