

Metric IEC Frame Motors, Three Phase, 60 Hz, 230/460 Volts

0.18 thru 1.5 kW (.25 thru 2 Hp)

IEC D63 thru D90L

Applications: Replacement motors for equipment made in Europe requiring IEC metric frame mounting.



Features: Class F insulated motor with 1.15 service factor or higher that operates within class "B" temperature limits at rated horsepower. IP55 weather proof enclosure, aluminum frame construction. CSA and CSAus certification #1282269 (LR112981).

kW/HP	RPM	IEC Frame	Catalog Number	List Price	Mult. Sym.	"Q" Dim.	Aprx. Wt. (lb)	Full Load Efficiency	Voltage	Full Load Amps	EISA Status (a)	Notes (a)
B3, Foot Mounted												
.18/.25	3600	D63	MM5100	212	K	8.74	9	64	230/460	0.5	C	48
	1800	D63	MM5150	221	K	8.74	12	64	230/460	0.6	C	48
.25/.33	3600	D63	MM5200	246	K	8.74	10	62	230/460	0.7	C	48
	1800	D71	MM5250	259	K	9.60	11	64	230/460	0.8	C	48
.37/.50	3600	D71	MM5300	264	K	9.60	13	66	230/460	1	C	48
	1800	D71	MM5350	270	K	9.60	16	72	230/460	0.9	C	48
.55/.75	3600	D71	MM5400	275	K	9.60	17	70.5	230/460	1.4	C	48
	1800	D80	MM5450	293	K	11.26	22	75.5	230/460	1.3	C	48
.75/1	3600	D80	MM5500	312	K	11.26	20	76	230/460	1.6	C	48
	1800	D80	MM5550	318	K	11.26	23	82.5	230/460	1.7	C	48
1.1/1.5	3600	D80	MM5600	348	K	11.26	23	82.5	230/460	2.1	C	48
		D90S	EMM5650	462	K	11.93	28	86.5	230/460	2.1	A	48
	1800	D90S	MM5650	356	K	11.93	26	84.5	230/460	2.1	D	48
1.5/2	3600	D90S	EMM5700	480	K	11.93	36	85.5	230/460	2.8	A	48
		D90S	MM5700	370	K	11.93	34	84	230/460	2.8	D	48
	1800	D90L	EMM5750	496	K	12.91	39	86.5	230/460	3.1	A	48
		D90L	MM5750	383	K	12.91	37	84	230/460	3.1	D	48
B5, Flange Mounted												
.18/.25	3600	D63D	MVM5100D	244	K	8.74	10	63	230/460	0.5	C	48
	1800	D63D	MVM5150D	254	K	8.74	13	64	230/460	0.6	C	48
.25/.33	3600	D63D	MVM5200D	281	K	8.74	11	62	230/460	0.7	C	48
	1800	D71D	MVM5250D	289	K	9.60	12	64	230/460	0.8	C	48
.37/.50	3600	D71D	MVM5300D	288	K	9.60	14	66	230/460	1	C	48
	1800	D71D	MVM5350D	300	K	9.60	17	72	230/460	1	C	48
.55/.75	3600	D71D	MVM5400D	306	K	9.60	18	70.5	230/460	1.4	C	48
	1800	D80D	MVM5450D	326	K	11.26	23	75.5	230/460	1.3	C	48
.75/1	3600	D80D	MVM5500D	334	K	11.26	21	76	230/460	1.6	C	48
	1800	D80D	MVM5550D	351	K	11.26	24	82.5	230/460	1.7	C	48
1.1/1.5	3600	D80D	MVM5600D	383	K	11.26	24	82.5	230/460	2.1	C	48
	1800	D90SD	MVM5650D	389	K	11.93	17	84	230/460	2.1	B	48
1.5/2	3600	D90SD	MVM5700D	424	K	11.93	35	84	230/460	2.8	B	48
	1800	D90LD	MVM5750D	435	K	12.91	45	84	230/460	3.1	B	48
B14, Face Mounted												
.18/.25	3600	D63C	MVM5100C	238	K	8.74	9	63	230/460	0.5	C	48
	1800	D63C	MVM5150C	246	K	8.74	12	64	230/460	0.6	C	48
.25/.33	3600	D63C	MVM5200C	276	K	8.74	10	62	230/460	0.7	C	48
	1800	D71C	MVM5250C	284	K	9.60	11	64	230/460	0.8	C	48
.37/.50	3600	D71C	MVM5300C	285	K	9.60	13	66	230/460	1	C	48
	1800	D71C	MVM5350C	296	K	9.60	16	72	230/460	1	C	48
.55/.75	3600	D71C	MVM5400C	300	K	9.60	17	70.5	230/460	1.4	C	48
	1800	D80C	MVM5450C	319	K	11.26	22	75.5	230/460	1.3	C	48
.75/1	3600	D80C	MVM5500C	328	K	11.26	20	76	230/460	1.6	C	48
	1800	D80C	MVM5550C	346	K	11.26	23	82.5	230/460	1.7	C	48
1.1/1.5	3600	D80C	MVM5600C	375	K	11.26	23	82.5	230/460	2.1	C	48
	1800	D90SC	MVM5650C	380	K	11.93	33	84	230/460	2.1	B	48
1.5/2	3600	D90SC	MVM5700C	413	K	11.93	34	84	230/460	2.8	B	48
	1800	D90LC	MVM5750C	424	K	12.91	37	84	230/460	3.1	B	48

**Metric IEC
Frame Motors,
Three Phase,
60 Hz, 575 Volts**

0.18 thru 1.5 kW (.25 thru 2 Hp)

IEC D63 thru D90L

Applications: Replacement motors for equipment made in Europe requiring IEC metric frame mounting.



Features: Class F insulated motor with 1.15 service factor or higher that operates within class "B" temperature limits at rated horsepower. IP55 weather proof enclosure, aluminum frame construction. CSA and CSAus certification #1282269 (LR112981).

kW/HP	RPM	IEC Frame	Catalog Number	List Price	Mult. Sym.	"Q" Dim.	Aprx. Wt. (lb)	Full Load Efficiency	Voltage	Full Load Amps	EISA Status (a)	Notes (a)
B3, Foot Mounted												
.18/.25	3600	D63	MM5100-5	212	K	8.74	9	63	575	0.4	C	
	1800	D63	MM5150-5	221	K	8.74	12	64	575	0.5	C	
.25/.33	3600	D63	MM5200-5	246	K	8.74	10	62	575	0.6	C	
	1800	D71	MM5250-5	259	K	9.60	11	64	575	0.6	C	
.37/.50	3600	D71	MM5300-5	264	K	9.60	13	66	575	0.8	C	
	1800	D71	MM5350-5	270	K	9.60	16	72	575	0.7	C	
.55/.75	3600	D71	MM5400-5	275	K	9.60	17	70.5	575	1.1	C	
	1800	D80	MM5450-5	293	K	11.26	22	75.5	575	1.1	C	
.75/1	3600	D80	MM5500-5	312	K	11.26	20	76	575	1.2	C	
	1800	D80	MM5550-5	318	K	11.26	20	82.5	575	1.4	C	
1.1/1.5	3600	D80	MM5600-5	348	K	11.26	23	82.5	575	1.7	C	
		D90S	EMM5650-5	462	K	11.93	28	86.5	575	1.7	A	
	1800	D90S	MM5650-5	356	K	11.93	33	84.5	575	1.7	D	
1.5/2	3600	D90S	EMM5700-5	480	K	11.93	36	85.5	575	2.2	A	
		D90S	MM5700-5	370	K	11.93	34	84	575	2.2	D	
	1800	D90L	EMM5750-5	496	K	12.91	39	86.5	575	2.5	A	
		D90L	MM5750-5	383	K	12.91	37	84	575	2.5	D	
B5, Flange Mounted												
.18/.25	3600	D63D	MVM5100D-5	244	K	8.74	10	63	575	0.4	C	
	1800	D63D	MVM5150D-5	254	K	8.74	13	64	575	0.5	C	
.25/.33	3600	D63D	MVM5200D-5	281	K	8.74	11	62	575	0.6	C	
	1800	D71D	MVM5250D-5	289	K	9.60	12	64	575	0.6	C	
.37/.50	3600	D71D	MVM5300D-5	288	K	9.60	14	66	575	0.8	C	
	1800	D71D	MVM5350D-5	300	K	9.60	17	72	575	0.8	C	
.55/.75	3600	D71D	MVM5400D-5	306	K	9.60	18	70.5	575	1.1	C	
	1800	D80D	MVM5450D-5	326	K	11.26	23	75.5	575	1.1	C	
.75/1	3600	D80D	MVM5500D-5	334	K	11.26	21	76	575	1.2	C	
	1800	D80D	MVM5550D-5	351	K	11.26	24	82.5	575	1.4	C	
1.1/1.5	3600	D80D	MVM5600D-5	383	K	11.26	24	82.5	575	1.7	C	
		D90SD	EMVM5650D-5	504	K	11.93	29	86.5	575	1.7	A	
	1800	D90SD	MVM5650D-5	389	K	11.93	27	84.5	575	1.7	D	
1.5/2	3600	D90SD	EMVM5700D-5	550	K	11.93	37	85.5	575	2.2	A	
		D90SD	MVM5700D-5	424	K	11.93	35	84	575	2.2	D	
	1800	D90LD	EMVM5750D-5	564	K	12.91	40	86.5	575	2.5	A	
		D90LD	MVM5750D-5	435	K	12.91	38	84	575	2.5	D	

(a) See notes on inside back flap.

Farm Duty Motors

Definite Purpose Motors

Unit Handling Motors

Brake Motors

200 & 575 Volt Motors

IEC Frame Motors

50 Hertz Motors

Inverter/Vector Motors & Controls

DC Motors and Controls

Soft Starters & Dynamic Brakes

Metric IEC Frame Motors, Three Phase, 60 Hz, 575 Volts

kW/Hp	RPM	IEC Frame	Catalog Number	List Price	Mult. Sym.	"Q" Dim.	Aprx. Wt. (lb)	Full Load Efficiency	Voltage	Full Load Amps	EISA Status (a)	Notes (a)
B14, Face Mounted												
.18/.25	3600	D63C	MVM5100C-5	238	K	8.74	9	63	575	0.4	C	
	1800	D63C	MVM5150C-5	246	K	8.74	12	64	575	0.5	C	
.25/.33	3600	D63C	MVM5200C-5	276	K	8.74	10	62	575	0.6	C	
	1800	D71C	MVM5250C-5	284	K	9.60	11	64	575	0.6	C	
.37/.50	3600	D71C	MVM5300C-5	285	K	9.60	13	66	575	0.8	C	
	1800	D71C	MVM5350C-5	296	K	9.60	16	72	575	0.7	C	
.55/.75	3600	D71C	MVM5400C-5	300	K	9.60	17	70.5	575	1.1	C	
	1800	D80C	MVM5450C-5	319	K	11.26	22	75.5	575	1.1	C	
.75/1	3600	D80C	MVM5500C-5	328	K	11.26	20	76	575	1.2	C	
	1800	D80C	MVM5550C-5	346	K	11.26	23	82.5	575	1.4	C	
1.1/1.5	3600	D80C	MVM5600C-5	452	K	11.26	23	82.5	575	1.2	C	
		D90SC	EMVM5650C-5	493	K	11.93	28	86.5	575	1.7	A	
		D90SC	MVM5650C-5	380	K	11.93	26	84.5	575	1.7	D	
1.5/2	3600	D90SC	EMVM5700C-5	535	K	11.93	36	85.5	575	2.2	A	
		D90SC	MVM5700C-5	413	K	11.93	34	84	575	2.2	D	
		D90LC	EMVM5750C-5	550	K	12.91	39	86.5	575	2.5	A	
		D90LC	MVM5750C-5	424	K	12.91	37	84	575	2.5	D	

(a) See notes on inside back flap.

Metric IEC Frame Motors, 60 Hz. – Replacement Parts List

Catalog Number	Description	List Price
Metric IEC D63		
LEP63FR	IEC D63, FR Endplate, (X-NDENDBELL 63)	55
LEP63PU	IEC D63, PU Endplate, (X-ENDBELL 63)	51
LFL63B5	IEC D63D, B5, D-Flange, (FL63B5)	64
LFL63B14	IEC D63C, B14, C-Face, (FL63B14)	64
LFC00015	IEC D63, Fan Cover, (XCR00015)	34
LFN00021	IEC D63, Plastic Fan, (XVN00021)	28
LCB63X71	IEC D63-D71, Terminal Box, (XCA00063)	71
Metric IEC D71		
LEP71FR	IEC D71, FR Endplate, (X-NDENDBELL 71)	55
LEP71PU	IEC D71, PU Endplate, (X-ENDBELL 71)	51
LFL71B5	IEC D71D, B5, D-Flange, (FL71B5)	71
LFL71B14	IEC D71C, B14, C-Face, (FL71B14)	71
LFC00021	IEC D71, Fan Cover, (XCR00021)	34
LFN00031	IEC D71, Plastic Fan, (XVN00031)	28
LCB63X71	IEC D63-D71, Terminal Box, (XCA00063)	71
LBA71	IEC D71, Horz Base (XHDP71)	31
Metric IEC D80		
LEP80FR	IEC D80, FR Endplate, (X-NDENDBELL 80)	58
LEP80PU	IEC D80, PU Endplate, (X-ENDBELL 80)	55
LFL80B5	IEC D80D, B5, D-Flange, (FL80B5)	73
LFL80B14	IEC D80C, B14, C-Face, (FL80B14)	73
LFC00035	IEC D80, Fan Cover, (XCR00035)	38
LFN00041	IEC D80, Plastic Fan, (XVN00041)	40
LCB80X112	IEC D80-D112, Terminal Box, (XCA00090)	71
LBA80	IEC D80, Horz Base (XHDP80)	48
Metric IEC D90		
LEP90FR	IEC D90, FR Endplate, (X-NDENDBELL 90)	62
LEP90PU	IEC D90, PU Endplate, (X-ENDBELL 90)	57
LFL90B5	IEC D90D, B5, D-Flange, (FL90B5)	82
LFL90B14	IEC D90C, B14, C-Face, (FL90B14)	82
LFC00041	IEC D90, Fan Cover, (XCR00041)	41
LFN00051	IEC D90, Plastic Fan, (XVN00051)	45
LCB80X112	IEC D80-D112, Terminal Box, (XCA00090)	71
LBA90	IEC D90, Horz Base (XHDP90)	82

**Metric IEC
Frame Motors,
Three Phase,
60 Hz**

0.18 thru 1.5 kW (.25 thru 2 Hp) IEC D63 thru D90L

Applications: Replacement motors for equipment made in Europe requiring IEC metric frame mounting.

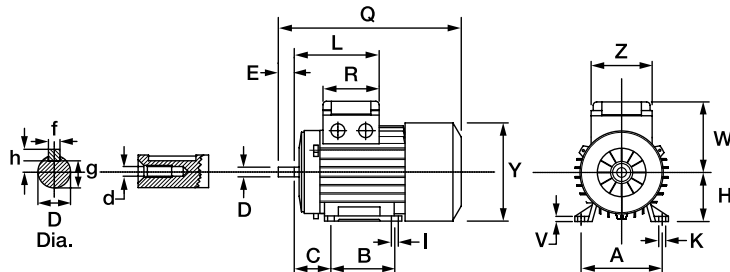
Features: Class F insulated motor with 1.15 service factor or higher that operates within class "B" temperature limits at rated horsepower. IP55 weather proof enclosure, aluminum frame construction. CSA and CSAus certification #1282269 (LR112981).



Dimensions

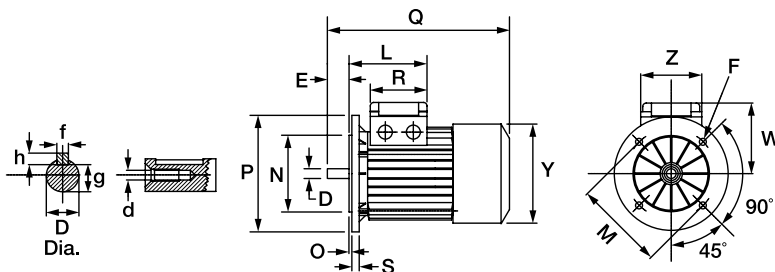
IEC Frame	Ø D	E	f	g	h	L	Q	R	V	Y	Z	d
63	11	23	4	8.5	4	112	222	92	8	123	90	M4
71	14	30	5	11	5	115	244	92	8	139	90	M5
80	19	40	6	15.5	6	137	286	116	9.5	157	111	M6
90 S	24	50	8	20	7	143	317	116	11	177	111	M8
90 L	24	50	8	20	7	143	317	116	11	177	111	M8

B3 - Foot Mount



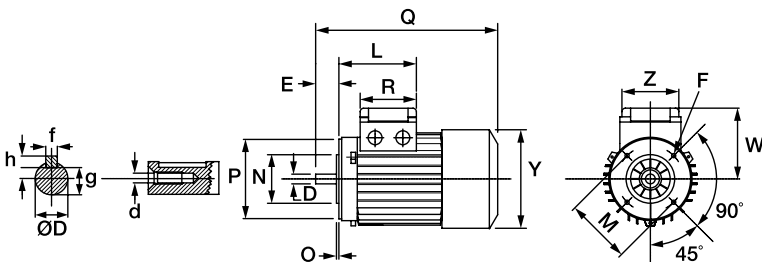
IEC Frame	A	B	C	H	I	K	W
63	100	80	40	63	8	10.5	96.5
71	112	90	45	71	7	10.5	111
80	125	100	50	80	9	14	129
90 S	140	100	56	90	10	14	138
90 L	140	125	56	90	10	14	138

B5 - Flange Mount



IEC Frame	F	Ø M	Ø N	O	Ø P	S
63	9.5	115	95	3	140	10
71	9.5	130	110	3.5	160	12
80	11.5	165	130	3.5	200	12
90 S	11.5	165	130	3.5	200	12
90 L	11.5	165	130	3.5	200	12

B14 - Face Mount



IEC Frame	F	Ø M	Ø N	O	Ø P
63	M5	75	60	2.5	90
71	M6	85	70	2.5	105
80	M6	100	80	3	120
90 S	M8	115	95	3	140
90 L	M8	115	95	3	140

**Super-E,
Metric IEC Motors,
Three Phase, 50 Hz,
230/400 & 400 Volts**

4 thru 132 kW (5-177 Hp)

IEC D112M thru D315M

Applications: Pumps, compressors, fans, conveyors and other general purpose three phase applications.



Features: Suitable for mounting in any position. Cast iron frame, endplates conduit box and fan cover. Metric hardware and terminal strip in F2 conduit box. Re-greasing provisions and thermistors on 11kW (D160 frame) and larger. IP55 protection. Wye-delta connection. Efficiency per IEC 60034-30, IE3 level. Complies with AS/NZS 1359.5.2005 High-Efficiency MEPS. UL, CSA and CE compliant.

kW/Hp	RPM	IEC Frame	Catalog Number	List Price	Mult. Sym.	"L" Dim. (in)	Aprx. Wt. (lb)	Full Load Efficiency	Voltage	Full Load Amps	EISA Status ^(a)	Notes ^(a)
4/5	3000	D112M	EM11042-57	1,246	L1	15.12	106	88.1	230/400	7.1	C	1, 48
	3000	D132S	EM13062-58	1,444	L1	18.23	181	89.2	400	9.7	C	1, 48
5.5/7.5	1500	D132S	EM13064-58	1,392	L1	18.23	81	89.6	400	11.5	C	1, 48
	3000	D132S	EM13082-58	1,693	L1	18.23	175	90.1	400	13.4	C	1, 48
7.5/10	1500	D132M	EM13084-58	1,560	L1	18.23	91	90.4	400	14.5	C	1, 48
	3000	D160M	EM16112-58	2,436	L1	23.66	282	92.4	400	20.3	C	1, 48
11/15	1500	D160M	EM16114-58	2,250	L1	23.66	286	92.4	400	21.5	C	1, 48
	3000	D160M	EM16152-58	2,665	L1	23.66	294	93	400	26	C	1, 48
15/20	1500	D160L	EM16154-58	2,705	L1	23.66	315	92.1	400	28.5	C	1, 48
	3000	D160L	EM16192-58	3,444	L1	23.66	310	93	400	32	C	1, 48
18.5/25	1500	D180M	EM18194-58	3,507	L1	27.48	459	93.6	400	33.5	C	1, 48
	3000	D180M	EM18222-58	4,073	L1	27.48	445	93.6	400	38.5	C	1, 48
22/30	1500	D180L	EM18224-58	4,142	L1	27.48	451	93.6	400	43.5	C	1, 48
	3000	D200M	EM20302-58	5,246	L1	29.33	608	94.1	400	52	C	1, 48
30/40	1500	D200L	EM20304-58	5,383	L1	29.33	608	94.5	400	52.6	C	1, 48
	3000	D200M	EM20372-58	6,056	L1	29.33	633	94.1	400	63	C	1, 48
37/50	1500	D225S	EM22374-58	5,874	L1	32.48	367	93.9	400	66.1	C	1, 48
	3000	D225S	EM22452-58	8,466	L1	31.30	815	94.1	400	77	C	1, 48
45/60	1500	D225S	EM22454-58	8,406	L1	32.48	808	94.2	400	80.8	C	1, 48
	3000	D250S	EM25552-58	9,833	L1	36.30	1100	94.5	400	96.2	C	1, 48
55/75	1500	D250M	EM25554-58	9,813	L1	36.30	1185	94.8	400	102	C	1, 48
	3000	D280S	EM28752-58	12,454	L1	41.14	1264	95.4	400	130	C	1, 48
75/100	1500	D250M	EM25754-58	12,359	L1	36.30	569	95	460	134	C	1, 48
	3000	D280S	EM28902-58	16,910	L1	41.14	1421	95.5	400	151	C	1, 48
90/125	1500	D280M	EM28904-58	16,635	L1	42.48	1455	95.7	400	158	C	1, 48
	3000	D315S	EM31112-58	20,059	L1	45.94	1592	95.8	400	193	C	1, 48
110/150	1500	D315M	EM31114-58	19,469	L1	45.94	1859	96	400	192	C	1, 48
	3000	D315S	EM31132-58	21,995	L1	44.76	1662	96.1	400	226	C	1, 48
132/177	1500	D315M	EM31134-58	21,686	L1	45.94	1859	96.1	400	231	C	1, 48

^(a) See notes on inside back flap.

■ Cast Iron Frame

**Metric-E,
IEC Motors,
Three Phase, 50 Hz,
230/400 & 400 Volts**

4 thru 132 kW (5-177 Hp)

IEC D112M thru D315M

Applications: Pumps, compressors, fans, conveyors and other general purpose three phase applications.

Features: Suitable for mounting in any position. Cast iron frame, endplates conduit box and fan cover. Metric hardware and terminal strip in F2 conduit box. Re-greasing provisions and thermistors on 11kW (D160 frame) and larger. IP55 protection. Wye-delta connection. Efficiency per IEC 60034-30, IE2 level. Complies with AS/NZS 1359.5.2005 High-Efficiency MEPS. UL, CSA and CE compliant.



kW/HP	RPM	IEC Frame	Catalog Number	List Price	Mult. Sym.	"L" Dim. (in)	Aprx. Wt. (lb)	Full Load Efficiency	Voltage	Full Load Amps	EISA Status (a)	Notes (a)
4/5	3000	D112M	M11042-57	1,114	L1	15.12	98	86.3	230/400	7.1	C	1, 48
	1500	D112M	M11044-57	920	L1	15.12	113	87	230/400	8.1	C	1, 48
5.5/7.5	3000	D132S	M13062-58	1,268	L1	18.23	168	87.2	400	10.2	C	1, 48
	1500	D132S	M13064-58	1,228	L1	18.23	178	87.9	400	12.2	C	1, 48
7.5/10	3000	D132S	M13082-58	1,524	L1	18.23	198	88.3	400	13.8	C	1, 48
	1500	D132M	M13084-58	1,321	L1	18.23	196	88.9	400	15.3	C	1, 48
11/15	3000	D160M	M16112-58	2,089	L1	23.66	282	90.2	400	19.5	C	1, 48
	1500	D160M	M16114-58	1,874	L1	23.66	286	91.4	400	20.5	C	1, 48
15/20	3000	D160M	M16152-58	2,286	L1	23.66	294	90.3	400	26	C	1, 48
	1500	D160L	M16154-58	2,243	L1	23.66	315	91.2	400	27.5	C	1, 48
18.5/25	3000	D160L	M16192-58	2,879	L1	23.66	310	91	400	31.5	C	1, 48
	1500	D180M	M18194-58	2,750	L1	27.48	437	91.8	400	35.5	C	1, 48
22/30	3000	D180M	M18222-58	3,117	L1	27.48	202	91.7	400	38.5	C	1, 48
	1500	D180L	M18224-58	3,231	L1	27.48	470	92.4	400	41	C	1, 48
30/40	3000	D200M	M20302-58	4,411	L1	29.33	625	92	400	53	C	1, 48
	1500	D200L	M20304-58	4,254	L1	29.33	608	92.4	400	54.5	C	1, 48
37/50	3000	D200M	M20372-58	4,482	L1	29.33	725	92.5	400	64	C	1, 48
	1500	D225M	M22374-58	4,399	L1	32.48	808	94.1	400	72.5	C	1, 48
45/60	3000	D225S	M22452-58	6,783	L1	31.30	808	94.1	400	76.5	C	1, 48
	1500	D225M	M22454-58	6,685	L1	32.48	808	94.5	400	85.5	C	1, 48
55/75	3000	D250S	M25552-58	8,217	L1	36.30	1075	94.1	400	93.5	C	1, 48
	1500	D250M	M25554-58	8,132	L1	36.60	1200	93.6	400	94.5	C	1, 48
75/100	3000	D280S	M28752-58	10,466	L1	41.14	1449	94.6	400	131	C	1, 48
	1500	D250M	M25754-58	10,179	L1	36.30	1255	94.1	400	128	C	1, 48
90/125	3000	D280S	M28902-58	14,207	L1	41.26	1275	94.8	400	152	C	1, 48
	1500	D280M	M28904-58	13,976	L1	42.48	1455	95.4	400	158	C	1, 48
110/150	3000	D315S	M31112-58	16,851	L1	44.76	1428	95.1	400	194	C	1, 48
	1500	D315M	M31114-58	16,355	L1	45.94	1859	95.4	400	195	C	1, 48
132/177	3000	D315S	M31132-58	18,474	L1	44.76	2016	95.4	400	228	C	1, 48
	1500	D315M	M31134-58	18,216	L1	45.94	1859	95.5	400	235	C	1, 48

(a) See notes on inside back flap.

■ Cast Iron Frame

Farm Duty Motors

Definite Purpose Motors

Unit Handling Motors

Brake Motors

200 & 575 Volt Motors

IEC Frame Motors

50 Hertz Motors

Inverter/Vector Motors & Controls

DC Motors and Controls

Soft Starters & Dynamic Brakes

**Three Phase,
60 Hz, TEFC (IP54),
Foot Mounted**

0.18 thru 30 kW (.25 thru 40 Hp)

IEC D63 thru D200L

Applications: Pumps, fans, conveyors, machine tools, gear reducers and other applications requiring IEC metric B3 base mount replacements.



Features: IEC-B3 mount. Conforms to IEC 60072-1 and IEC 60034-1. Conduit box mounted F-2. Rigid Base. Pressure cast aluminum end plates with ribbed design for rigidity. Ball bearings with a locked drive end bearing, heavy-gauge steel frames and gasketed conduit box. Motors with shaded rows have cast iron frames and endplates.

kW/Hp	RPM	IEC Frame	Catalog Number	List Price	Mult. Sym.	"L" Dim. (in)	Aprx. Wt. (lb)	Full Load Efficiency	Voltage	Full Load Amps	EISA Status ^(a)	Notes ^(a)
.18/.25	1800	D63	MM3454	274	K	10.47	20	72	230/460	0.6	C	2, 30
	3600	D63	MM3457	255	K	10.47	20	72	230/460	0.6	C	2, 30
.25/.33	1800	D71	MM3458	302	K	10.43	20	74	230/460	0.7	C	2, 30
	3600	D71	MM3460	288	K	10.43	20	72	230/460	0.6	C	2, 30
.37/.50	1800	D71	MM3461	357	K	10.43	19	71	208-230/460	1.2	C	2
	3600	D71	MM3463	319	K	10.93	24	72	230/460	1.2	C	2, 30
.55/.75	1800	D80	MM3542	382	K	10.73	26	75.5	208-230/460	1.5	C	2
	3600	D80	MM3545	377	K	10.73	25	77	208-230/460	1.5	C	2
.75/1	1800	D80	MM3546	397	K	12.23	33	75.5	208-230/460	1.8	C	2
	3600	D80	MM3550	419	K	11.35	30	82.5	208-230/460	2.1	C	2
1.1/1.5	1800	D90S	EMM3554	676	L1	13.88	48	86.5	208-230/460	2.1	A	
	3600	D90S	EMM3555	646	L1	13.87	56	85.5	208-230/460	2.5	A	
1.5/2	1800	D90L	EMM3558	690	K	13.88	56	86.5	208-230/460	2.7	A	
	3600	D90L	EMM3559	776	L1	15.26	64	86.5	208-230/460	3.5	A	
2.2/3	1800	D100L	EMM3611	775	L1	15.76	65	89.5	208-230/460	4.1	A	
	3600	D100L	EMM3613	787	L1	15.76	73	88.5	208-230/460	5.6	A	
3.7/5	1800	D112M	EMM3615	841	L1	17.66	91	89.5	208-230/460	6.5	A	
	3600	D132S	EMM3709	1,187	L1	17.66	121	89.5	208-230/460	8.6	A	
5.5/7.5	1800	D132S	EMM3710	1,203	L1	18.91	127	91.7	208-230/460	9.4	A	
	3600	D132S	EMM3711	1,245	L1	18.91	139	90.2	208-230/460	11.5	A	
7.5/10	1800	D132M	EMM3714	1,361	L1	20.29	165	91.7	208-230/460	12	A	
	11/15	1800	D160M	EMM2333	1,958	L1	23.51	255	92.4	208-230/460	18.5	A
15/20	1800	D160L	EMM2334	2,377	L1	23.63	322	93	208-230/460	25	A	
	18.5/25	1800	D180M	EMM4103	3,125	L1	27.48	422	93.6	208-230/460	31	A
22/30	1800	D180L	EMM4104	3,689	L1	27.48	437	93.6	208-230/460	38	A	
	30/40	1800	D200L	EMM4110	4,834	L1	29.35	570	94.1	208-230/460	48	A

^(a) See notes on inside back flap.

■ Cast Iron Frame

Farm Duty Motors

Definite Purpose Motors

Unit Handling Motors

Brake Motors

200 & 575 Volt Motors

IEC Frame Motors

50 Hertz Motors

Inverter/Vector Motors & Controls

DC Motors and Controls

Soft Start & Dynamic Brakes

**Three Phase,
60 Hz, TEFC (IP54),
B5 Flange**

0.25 thru 7.5 kW (.33 thru 10 Hp) IEC D71D thru D132MD

Applications: Pumps, fans, conveyors, machine tools, gear reducers and other applications requiring IEC metric B5 flange mount replacements.



Features: IEC-B5 flange mount. Conduit box mounted F-2. Conforms to IEC 60072-1 and IEC 60034-1. Pressure cast aluminum end plates with ribbed design for rigidity. Ball bearings with a locked drive end bearing, heavy-gauge steel frames and gasketed conduit box.

kW/HP	RPM	IEC Frame	Catalog Number	List Price	Mult. Sym.	"L" Dim. (in)	Aprx. Wt. (lb)	Full Load Efficiency	Voltage	Full Load Amps	EISA Status (a)	Notes (a)
.25/.33	3600	D71D	MVM3457D	393	K	10.74	20	72	230/460	0.6	C	30
	1800	D71D	MVM3458D	474	K	10.74	20	74	230/460	0.7	C	30
.37/.50	3600	D71D	MVM3460D	453	K	10.74	20	72	230/460	0.6	C	30
	1800	D71D	MVM3461D	477	K	10.74	20	71	230/460	1.2	C	1, 30
.55/.75	3600	D71D	MVM3463D	472	K	11.24	25	75.2	230/460	1.2	C	2, 30
	1800	D80D	MVM3542D	503	K	10.73	28	75.5	208-230/460	1.5	C	
.75/1	3600	D80D	MVM3545D	554	K	10.73	25	75.5	230/460	1.8	C	30
	1800	D80D	MVM3546D	575	K	12.23	33	75.5	208-230/460	1.8	C	
1.1/1.5	3600	D80D	MVM3550D	583	L1	11.61	37	75.5	208-230/460	2.3	C	
	1800	D90SD	MVM3554D	593	L1	12.01	41	84	208-230/460	2.5	B	
1.5/2	3600	D90LD	MVM3555D	635	L1	13.01	45	84	208-230/460	2.7	B	
	1800	D90LD	MVM3558D	615	L1	13.01	46	84	208-230/460	3.1	B	
2.2/3	3600	D90LD	MVM3559D	700	L1	13.01	52	85.5	208-230/460	3.8	B	1
	1800	D100LD	MVM3611D	755	L1	12.04	68	87.5	208-230/460	4.3	B	1
3.7/5	3600	D100LD	MVM3613D	865	L1	13.41	76	87.5	208-230/460	6	B	1
	1800	D112MD	MVM3615D	815	L1	13.41	81	87.5	208-230/460	6.6	B	1
5.5/7.5	3600	D132SD	MVM3709D	1,153	L1	19.35	121	88.5	208-230/460	9.4	B	1
	1800	D132SD	MVM3710D	1,028	L1	19.35	132	89.5	208-230/460	10.9	B	1
7.5/10	3600	D132SD	MVM3711D	1,367	L1	19.35	145	89.5	208-230/460	12	B	1
	1800	D132MD	MVM3714D	1,254	L1	20.48	152	89.5	208-230/460	13.5	B	2, 20

(a) See notes on inside back flap.

Farm Duty Motors

Definite Purpose Motors

Unit Handling Motors

Brake Motors

200 & 575 Volt Motors

IEC Frame Motors

50 Hertz Motors

Inverter/Vector Motors & Controls

DC Motors and Controls

Soft Starters & Dynamic Brakes

**Three Phase,
60 Hz, TEFC (IP54),
B14 Face**

0.25 thru 7.5 kW (.33 thru 10 Hp) IEC D71C thru D112MC

Applications: Pumps, fans, conveyors, machine tools, gear reducers and other applications requiring IEC metric B14 face mounting replacements.



Features: IEC-B14 face mounting. Conduit box mounted F-2. Pressure cast aluminum end plates with ribbed design for rigidity. Ball bearings with a locked drive end bearing, heavy-gauge steel frames and gasketed conduit box.

kW/Hp	RPM	IEC Frame	Catalog Number	List Price	Mult. Sym.	"L" Dim. (in)	Aprx. Wt. (lb)	Full Load Efficiency	Voltage	Full Load Amps	EISA Status ^(a)	Notes ^(a)
.25/.33	1800	D71C	MVM3458C	416	K	10.74	22	74	230/460	0.7	C	30
	3600	D71C	MVM3460C	443	K	10.74	22	72	230/460	0.6	C	30
.37/.50	1800	D71C	MVM3461C	468	K	10.74	22	71	208-230/460	1.2	C	2
	3600	D71C	MVM3463C	461	K	11.24	26	75.5	230/460	1.4	C	30
.55/.75	1800	D80C	MVM3542C	491	K	11.11	25	75.5	208-230/460	1.5	C	
	3600	D80C	MVM3545C	545	K	11.11	24	75.5	230/460	1.8	C	2, 30
.75/1	1800	D80C	MVM3546C	562	K	12.61	32	75.5	208-230/460	1.8	C	
	3600	D80C	MVM3550C	568	L1	11.38	33	75.5	208-230/460	2.3	C	
1.1/1.5	1800	D90SC	MVM3554C	583	L1	12.01	40	84	208-230/460	2.5	B	
	3600	D90SC	MVM3555C	624	L1	13.75	45	84	208-230/460	2.7	B	
1.5/2	1800	D90LC	MVM3558C	598	L1	13.75	48	84	208-230/460	3.1	B	
	3600	D90LC	MVM3559C	684	L1	13.75	53	85.5	208-230/460	3.8	B	1
2.2/3	1800	D100LC	MVM3611C	741	L1	14.52	61	87.5	208-230/460	4.3	B	1
	3600	D100LC	MVM3613C	851	L1	15.89	69	87.5	208-230/460	6	B	1
3.7/5	1800	D112MC	MVM3615C	799	L1	15.89	76	87.5	208-230/460	6.6	B	1

^(a) See notes on inside back flap.

Farm Duty Motors

Definite Purpose Motors

Unit Handling Motors

Brake Motors

200 & 575 Volt Motors

IEC Frame Motors

50 Hertz Motors

Inverter/Vector Motors & Controls

DC Motors and Controls

Soft Start & Dynamic Brakes

**SSE Stainless,
Three Phase,
Totally Enclosed,
B14 Face, B5 Flange,
50 Hz, Encapsulated**

0.37 thru 1.5 kW

IEC D80D thru D90C

Applications: Food processing, packaging, outdoor and highly corrosive environments.

Features: Class H insulated motor with 1.15 service factor or higher. All external surfaces 300 series stainless steel: motor frame, endplates, conduit box, shaft and base. Moisture resistant insulation system. Endplate rabbets have O-ring seals to band. Conduit box is welded to the motor frame. Patented bearing seal to protect motor bearings, inside and out. Epoxy encapsulation prevents any moisture from reaching the windings as well as potting the passage between the band and the conduit box. Nameplate information is laser etched on the band. Catalog numbers also etched on both sides. Especially effective in highly corrosive environments where paint or other finishes do not hold up. NEMA Premium® efficiency and 3-year warranty.



kW/Hp	RPM	IEC Frame	Encl.	Catalog Number	List Price	Mult. Sym.	"C" Dim.	Aprx. Wt. (lb)	Full Load Efficiency	Voltage	Full Load Amps	EISA Status (a)	Notes (a)
B14, C-Face, Foot Mounted													
1.1/1.5	1500	D90C	TEFC	CSSEWDM90114C-57	1,555	WD	14.36	24	88.5	240/380-415	2.5	C	50, 51
1.5/2	1500	D90C	TEFC	CSSEWDM90154C-57	1,883	WD	15.74	25	88.5	240/380-415	3.2	C	50, 51
B5, Flange, Footless													
.37/.5	1500	D80D	TENV	VSSEWDM80044D-57	1,386	WD	12.37	46	80	240/380-415	0.8	C	50, 51, 60
.55/.75	1500	D80D	TENV	VSSEWDM80064D-57	1,435	WD	13.37	60	81.5	240/380-415	1.2	C	50, 51, 60
.75/1	1500	D80D	TENV	VSSEWDM80084D-57	1,515	WD	13.37	60	75.5	240/380-415	1.9	C	50, 51, 60
1.1/1.5	1500	D90C	TEFC	VSSEWDM90114C-57	1,531	WD	14.36	24	88.5	240/380-415	2.5	C	50, 51
		D90D	TEFC	VSSEWDM90114D-57	1,528	WD	15.82	69	85.9	240/380-415	2.3	C	50, 51
1.5/2	1500	D90C	TEFC	VSSEWDM90154C-57	1,860	WD	15.74	25	88.5	240/380-415	2.7	C	50, 51
		D90D	TEFC	VSSEWDM90154D-57	1,856	WD	17.20	73	87	240/380-415	3.1	C	50, 51

(a) See notes on inside back flap.

Farm Duty Motors

Definite Purpose Motors

Unit Handling Motors

Brake Motors

200 & 575 Volt Motors

IEC Frame Motors

50 Hertz Motors

Inverter/Vector Motors & Controls

DC Motors and Controls

Soft Starters & Dynamic Brakes

**Three Phase,
50 Hz, TEFC (IP54),
B3, B5, B14
Mounting**

0.56 thru 15 kW (.75 thru 20 Hp)

IEC D80 thru D160L

Applications: Pumps, fans, conveyors, machine tools, gear reducers and other applications requiring IEC metric motor replacements.

Features: CE certified. Conforms to IEC 60072-1 and IEC 60034-1. Includes terminal blocks.



kW/Hp	RPM	IEC Frame	Catalog Number	List Price	Mult. Sym.	"C" Dim.	Aprx. Wt. (lb)	Full Load Efficiency	Voltage	Full Load Amps	EISA Status (a)	Notes (a)
B3, Foot Mounted												
.75/1	1500	D80	MM3546-50	438	K	12.73	36	74	230/400	2	C	2, 6, 20
1.5/2	1500	D90L	MM3558-50	524	K	13.87	47	80	230/400	3.2	C	2, 6, 20
2.2/3	1500	D100L	MM3611-50	628	L1	16.20	66	81.5	230/400	4.7	C	2, 6, 20
3.7/5	1500	D112M	MM3615-50	712	L1	17.67	89	84	230/400	7.8	C	2, 6, 20
5.5/7.5	1500	D132S	MM3710-50	904	L1	17.66	115	87.5	400	11.7	C	2, 11, 20, 25
7.5/10	1500	D132M	MM3714-50	1,101	L1	18.79	146	86.5	400	15.7	C	2, 11, 20, 25
11/15	1500	D160M	MM2333-50	1,764	L1	21.41	235	86.5	400	23.7	C	2, 6, 20, 25
15/20	1500	D160L	MM2334-50	2,136	L1	23.51	285	89.5	400	29	C	2, 6, 20, 25
B5, Flange Mounted												
.55/.75	1500	D80D	MVM3542D-50	554	K	11.35	30	76	230/400	1.7	C	
1.5/2	1500	D90LD	MVM3558D-50	677	L1	13.89	53	80	230/400	3.2	C	2, 20
2.2/3	1500	D100LD	MVM3611D-50	832	L1	13.41	75	81.5	230/400	4.7	C	2, 20
3.7/5	1500	D112MD	MVM3615D-50	898	L1	14.91	95	84	230/400	8.1	C	2, 20
5.5/7.5	1500	D132SD	MVM3710D-50	1,132	L1	18.17	129	87.5	400	11.7	C	2, 20, 25
7.5/10	1500	D132MD	MVM3714D-50	1,378	L1	20.52	169	86.5	400	15.7	C	2, 20, 25
11/15	1500	D160MD	MVM2333D-50	1,645	L1	25.36	236	90.2	400	22	C	2, 20, 25
15/20	1500	D160LD	MVM2334D-50	2,026	L1	25.48	319	89.5	400	29	C	2, 20, 25
B14, Flange Mounted												
1.5/2	1500	D90LC	MVM3558C-50	660	L1	14.66	54	80	230/400	3.2	C	2, 20
2.2/3	1500	D100LC	MVM3611C-50	815	L1	15.89	71	81.5	230/400	4.7	C	2, 20
3.7/5	1500	D112MC	MVM3615C-50	880	L1	17.39	93	84	230/400	7.8	C	2, 20
5.5/7.5	1500	D132SC	MVM3710C-50	1,115	L1	21.85	134	87.5	400	11.7	C	2, 20
7.5/10	1500	D132MC	MVM3714C-50	1,363	L1	22.97	166	86.5	400	15.7	C	2, 20, 25

(a) See notes on inside back flap.

Custom IEC frame motors are available through 1,680 kW (2,250 Hp) in TEFC enclosures and 11,200 kW (15,000 Hp) in ODP/WPII enclosures. Contact your local Baldor•Reliance Sales Representative.

■ Cast Iron Frame

Farm Duty Motors

Definite Purpose Motors

Unit Handling Motors

Brake Motors

200 & 575 Volt Motors

IEC Frame Motors

50 Hertz Motors

Inverter/Vector Motors & Controls

DC Motors and Controls

Soft Start & Dynamic Brakes